



**Exhibit C**  
**Haven Green Shadow Assessment**



MARCH 21/SEPTEMBER 21



MAY 6/AUGUST 6





-  Proposed Project
-  Open Space
-  Incremental Shadow
-  Sunlight Sensitive Architectural Resource



JUNE 21



DECEMBER 21

-  Proposed Project
-  Open Space
-  Incremental Shadow
-  Sunlight Sensitive Architectural Resource

**Table C-1**  
**Summary of Estimated Shadow Cover on Proposed Open Space**

| Date   | Time     | Estimated % of Shaded Open Space |
|--------|----------|----------------------------------|
| 21-Mar | 7:36 AM  | 90% to 100%                      |
|        | 9:30 AM  | 90% to 100%                      |
|        | 12:00 PM | 30% to 50%                       |
|        | 14:30 PM | 0% to 20%                        |
|        | 16:29 PM | 0% to 10%                        |
| 6-May  | 6:27 AM  | 100%                             |
|        | 9:00 AM  | 100%                             |
|        | 12:00 PM | 30% to 50%                       |
|        | 15:00 PM | 0% to 20%                        |
|        | 17:18 PM | 0% to 10%                        |
| 21-Jun | 5:57 AM  | 70% to 90%                       |
|        | 9:00 AM  | 70% to 90%                       |
|        | 12:00 PM | 20% to 40%                       |
|        | 15:00 PM | 0% to 20%                        |
|        | 18:01 PM | 0% to 10%                        |
| 6-Aug  | 6:27 AM  | 100%                             |
|        | 9:00 AM  | 100%                             |
|        | 12:00 PM | 30% to 50%                       |
|        | 15:00 PM | 0% to 20%                        |
|        | 17:18 PM | 0% to 10%                        |
| 21-Sep | 7:36 AM  | 90% to 100%                      |
|        | 9:30 AM  | 90% to 100%                      |
|        | 12:00 PM | 30% to 50%                       |
|        | 14:30 PM | 0% to 20%                        |
|        | 16:29 PM | 0% to 10%                        |
| 21-Dec | 8:51 AM  | 50% to 60%                       |
|        | 10:30 AM | 50% to 60%                       |
|        | 12:00 PM | 20% to 40%                       |
|        | 13:30 PM | 10% to 20%                       |
|        | 14:53 PM | 0% to 10%                        |

**Notes:**

- 1) The % of open space was estimated visually; no CAD digitalization was completed.
- 2) The "open space" is the undeveloped portion of the Elizabeth Street Garden that will remain once the Haven Green building is constructed.
- 3) The source of the shadow in this analysis is the Haven Green building (shadow from other adjacent buildings is not considered).